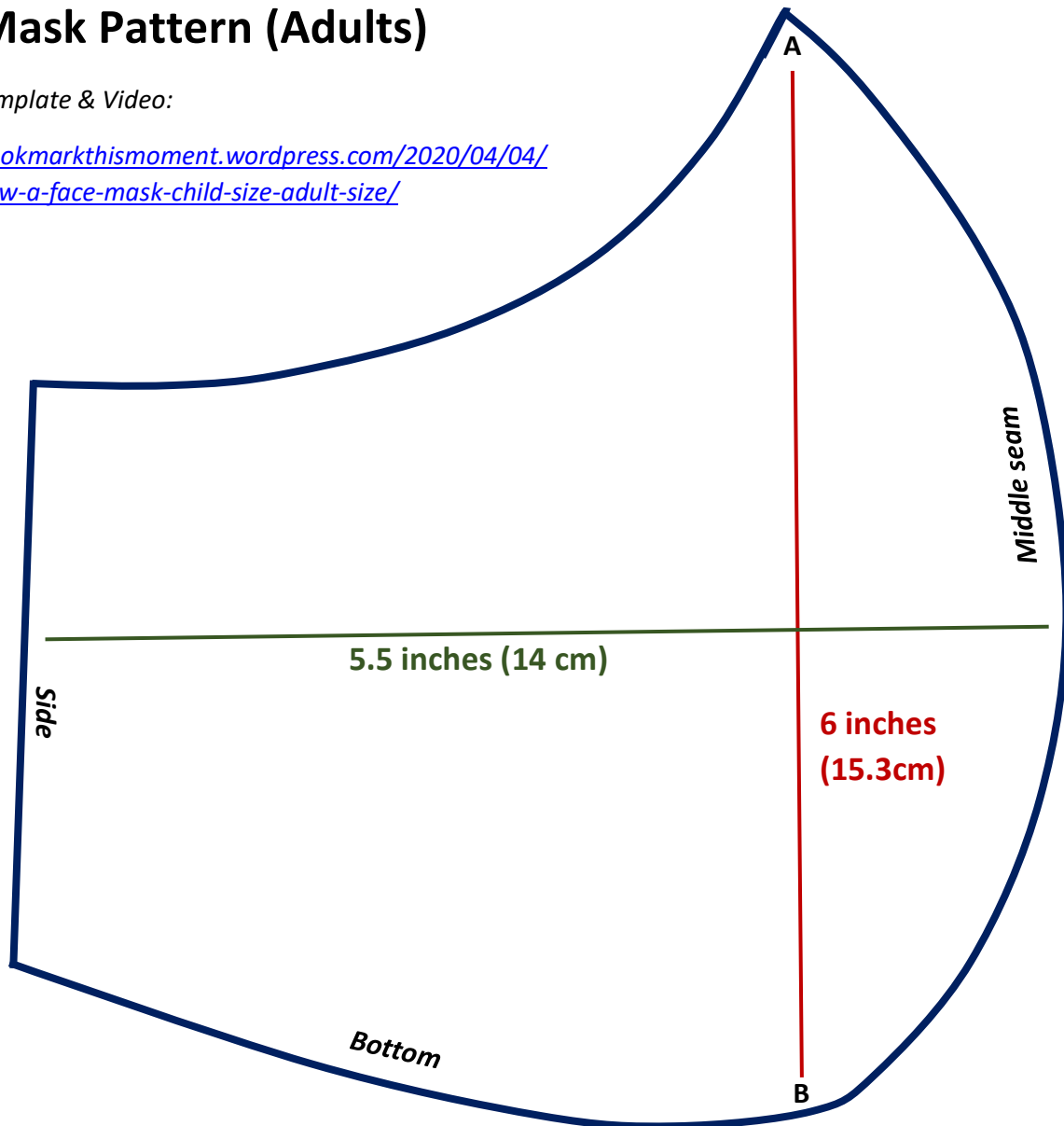


# Face Mask Pattern (Adults)

Link to Template & Video:

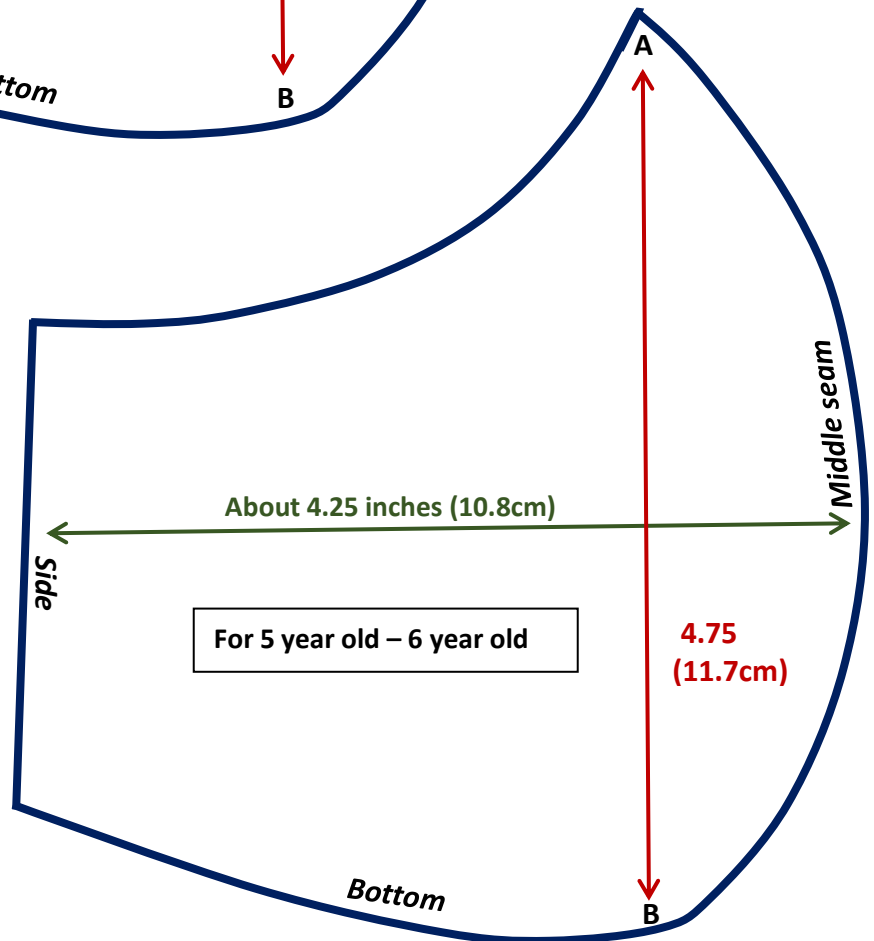
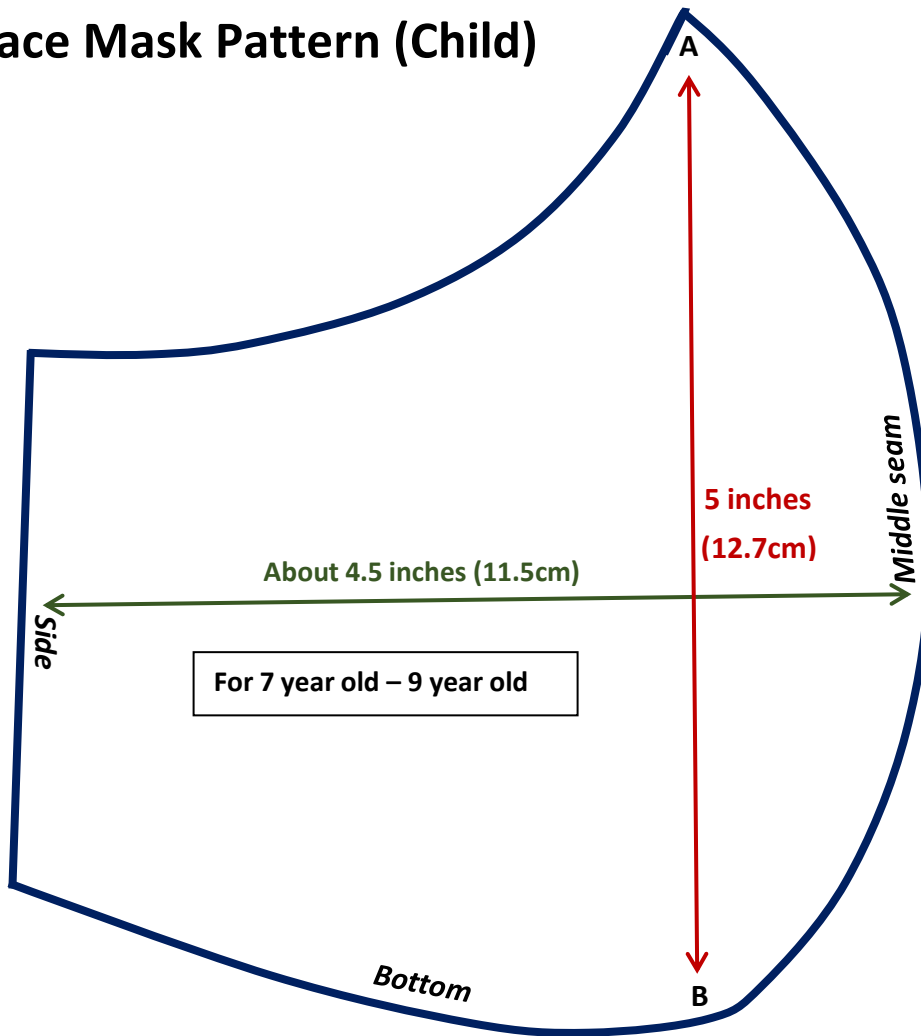
<https://bookmarkthismoment.wordpress.com/2020/04/04/how-to-sew-a-face-mask-child-size-adult-size/>



## Instructions By *Bookmark This Moment*

- (1) Fold fabric for outer layer in half, draw pattern onto fabric and cut. You should get two pieces.
- (2) Fold fabric for lining in half, draw pattern onto fabric and cut. You should get two pieces.
- (3) **Note:** *Stitch pieces together using ¼ inch allowance. For top stitching seams, stitch 2mm away from sewn seam.*
- (4) Stitch the two pieces of outer layer fabric *right sides together* at the middle seam from point A to B. Do the same for the two pieces of lining fabric.
- (5) Iron both seams to one side. Make little snips on curves of seam (without cutting the stitches!!) to prevent bulk. Top stitch the seam of each piece in place.
- (6) Place the outer piece and lining piece *right sides together*. Pin and stitch the top, bottom and left side together, but leave the right side *unstitched*, so that you can turn the mask out the right way.
- (7) Trim off the corners without cutting any stitches. Turn the mask the right side out. Use a ruler to push against the inside of the seams and corners. Iron the seams flat. Top stitch the top and bottom seams in place.
- (8) Fold the left edge towards the lining for about ½ inch (1.2cm) to create a casing for the elastic. Stitch.
- (9) Thread a piece of ¼ inch wide elastic (about 10.5 inches/26cm) through casing. Stitch ends of elastic together.

# N95 Face Mask Pattern (Child)



**Note:** Sizing is estimated. It really depends on each individual's facial features.

To determine which template, measure from the tip of the nose to the side of a child's face.

Each piece of elastic should be about 7in/18cm to 8 in/20cm long.

# N95 Face Mask Pattern (Child)

\*\* Sizing is estimated. It really depends on each individual's facial features.

To determine which template, measure from the tip of the nose to the side of a child's face.

2 pieces of elastic needed. Each should be about 9in/23cm to 10in/25.5cm.

